

KALKA PUBLIC SCHOOL



Holiday

Homework



CLASS - PP- II



SESSION - 2026-27





LEARNING IS FUN

THEME- SELF-ESTEEM

Dear Parents

We have planned a calendar of fun activities for your summer vacations on the theme **'SELF-ESTEEM'**. The idea is to enhance children's awareness of their surroundings and life skills. Self-esteem means feeling good about ourselves and believing that we are special and important. Every child is unique and can do wonderful things in their own way. When we try new things, learn from our mistakes, and keep practicing, we grow stronger and smarter.

To help our little learners understand the importance of holistic development, please support your child with the following fun and educational activities over the holidays.

Hope you enjoy doing the activities together and have great holidays !!!

Regards



Finally , the much awaited Summer Holidays are here. It is a good opportunity to spend quality time with your children , Let`s make these holidays fruitful by involving the tiny tots in some fun filled activities.

Learning Time:-

Learn to wish Good Morning , Afternoon and Good Night.

- Learn 5 sentences on Myself.
- Learn Mother`s and Fathers Mobile number.

Play Outdoor Games : Ensure that children should not spend too much time on electronic gadgets as they harm the eyes and make us lethargic . So encourage your child to go for cycling , hide and seek & running etc. as these will make them active & social.

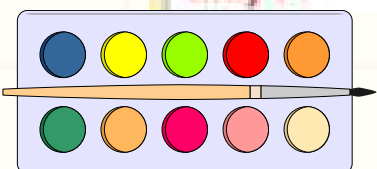
Converse in English ; To develop the conversation skills of children in English ensure to converse small sentences in English only. Read out story books with big illustrations and after finishing the story discuss it with your child.


- Emphasize more on phonic sounds and encourage word building words and Picture Talk.

Teachers are trying to encourage the children to use simple words , phrases and sentences like :-

- May i come in Ma`am ?
- May i drink water ?
- May i go to the toilet ?
- I am feeling thirsty .
- Please give me a pencil.
- Please give me an eraser etc.

Use of Magic words like Excuse me , Sorry , Thank you , Please , May I .





SELF- ESTEEM ACTIVITY

‘I AM SPECIAL’ CROWN (MIRROR ACTIVITY)

Prepare a crown and make them speak these lines in front of the mirror.

- ***I am kind***
- ***I am strong***
- ***I am smart***
- ***I am loved***
- ***I feel happy when...***





World Environment Day

Make a very good use of water plastic bottle by planting a sapling on it. You have a sapling of **MONEY PLANT** and **TULSI** only. (Decorate the planter)



Kindly take the picture of the activity along with your ward and share it with the Class Teacher.





Yoga is a powerful natural state that can inspire you in many ways. Let's make yoga an important part of our life to remain healthy.

- ***Get your picture clicked performing few yoga asanas and make a collage and share with the teacher.***

Freeze Dance :

- ***Play an energentic song and dance, wiggle , jump and move in any way you would like.***
- ***Stop the music at ransom times.***
- ***When the music stops, freeze in a yoga pose of your choice until the music begins again.***





HAPPY FATHER'S DAY



Celebrate Father's Day by creating a beautiful handmade card for your father or father figure.

🎯 Steps to Make the Card:

- 1. Fold a colored sheet to make a card base.***
- 2. Draw or paste a fun face (like moustache, hat, eyes).***
- 3. Create a heart shape in the center.***
- 4. Write "PAPA" / "DAD" / "FATHER" inside the heart.***
- 5. Decorate the card using colors and creativity.***





SUMMER HOLIDAY ACTIVITY SHEET



MODEL SUBMISSION



PP- II VIOLET



TRANSPORT MODEL



PP- II PINK



WEATHER MODEL


PP- II BLUE



SAVE WATER

PP- II RED

PARTS OF PLANT




PARTS OF A PLANT

PP- II YELLOW



**FRUITS AND
VEGETABLE BASKET**



SUSTAINABILITY

ACTIVITY- HANGING DOLL CRAFT

Make these cute and colorful hanging dolls using simple materials! These adorable dolls can be used to decorate your room, balcony, or garden. Children will enjoy painting, decorating, and creating their own unique designs.

Instructions:

Paint the base (body and face) in bright colors.

Draw cute facial expressions. 😊

Add hair using thread or yarn.

Decorate clothes with patterns, dots, and flowers.

Attach a rope on top to hang your doll.

Learning Outcome:

Enhances creativity and imagination

Improves fine motor skills

Encourages reuse of materials (eco-friendly craft 🌱)

Fun Tip:

Give your dolls names and create a small story about them!



Bedtime Affirmations For Kids



Bedtime stories are a powerful, time-tested ritual that extends far beyond entertainment, resulting in significant cognitive, emotional, and physical benefits for children. Kindly make bedtime stories more enjoyable for kids teaching them a new Affirmation on weekly basis.

IME

- ★ I am thankful for today.
- ★ I am grateful for my family.
- ★ I am thankful for the food I ate today.
- ★ I am happy for the friends I played with.
- ★ I am thankful for my cosy bed.

- ★ I am grateful for my toys.
- ★ I am grateful for the sunshine today.
- ★ I am thankful for the people who help me.
- ★ I am grateful for my teachers.
- ★ I am thankful for the hugs I received today.

- ★ I am grateful for the fun I had today.
- ★ I am grateful for my home.
- ★ I am thankful for the stories I heard today.
- ★ I am happy for the laughter we shared.

- ★ Thank you, Mum, for keeping me safe.
- ★ I am grateful for nature and the trees.
- ★ Thank you for the yummy meals.
- ★ I am thankful for my kind heart.
- ★ Thank you for helping me learn new things.

- ★ I am thankful for the people who care about me.
- ★ I am thankful for quiet, peaceful nights.
- ★ Thank you for helping me grow each day.
- ★ I am grateful for the chance to try again tomorrow.
- ★ Thank you for this beautiful day.

ग

उ

अः

NAME:- _____ CLASS:-PP.II/SEC:- _____ DATE:- _____

चित्र पहचान कर सही अक्षर पर गोला लगाए ।



ग न क



व भ ग



ब म ट



क ट न



व ब क

अक्षर पहचान कर सही चित्र में रंग भरें ।

क



म



भ



ब



न



Name: _____

Date: _____

Worksheet: Tick ✓ or Cross X

Look at the pictures and put ✓ (Tick) for the correct one and X (Cross) for the wrong one.



1 Big / Small



Big ship



Small boat

2 Heavy / Light



Heavy rock



Light feather

3 Tall / Short



Tall giraffe



Short rabbit

4 Thick / Thin



Thick book



Thin book

Activity 2: Circle the Correct Answer

1. Which is **Big**?



(Ship / Boat)

2. Which is **Light**?



(Rock / Feather)

3. Which is **Tall**?



(Rabbit / Giraffe)

4. Which is **Thin**?



(Thick book / Thin book)

Fun Activity

Draw one big and one small object.

Big

Small



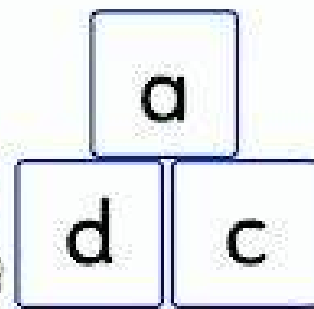
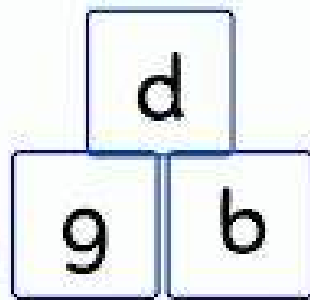
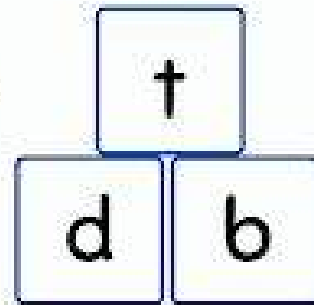
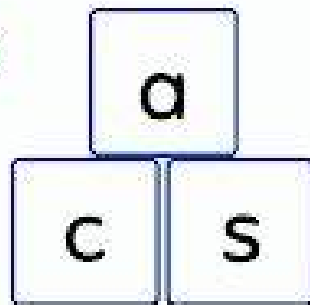

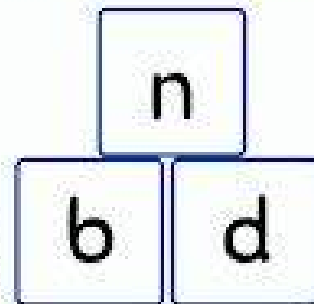
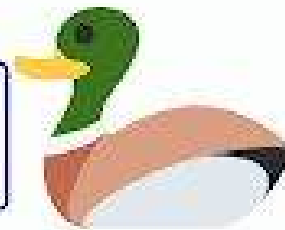
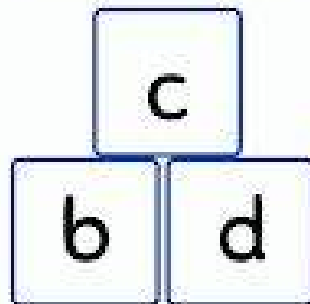
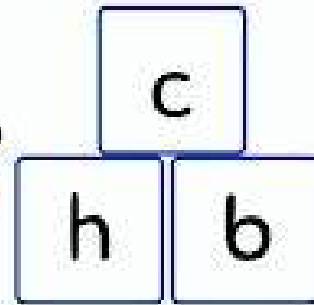

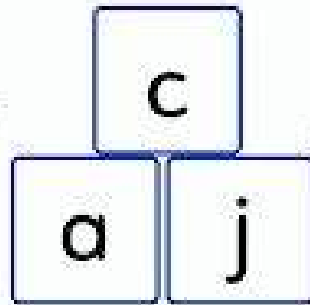

Name _____



ENGLISH
CREATED RESOURCES

Letter Sounds

Say the name of each picture out loud and circle the beginning sound.



Basic Science

Questions for Kids (KG)

1 What color is the sun?



2 How many eyes do we have?



3 What do we use to see?



4 Which animal says "meow"?



5 What do plants need to grow – water or stone?



6 What do we drink when we are thirsty?



7 Which one is hot – ice or fire?



8 What do we use to walk – hands or legs?



9 Where do birds live – in the sky or in water?



9 What do we breathe – air or water?



**ENJOY
YOUR
HOLIDAYS !!!!!**

